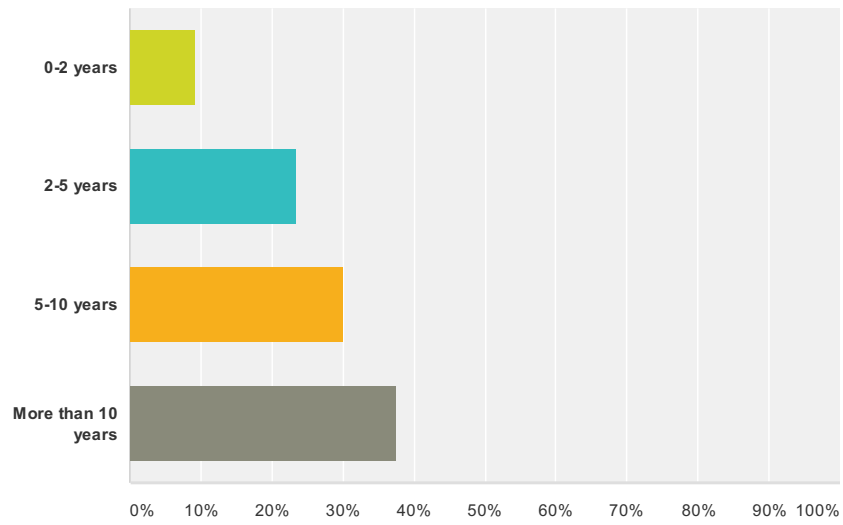


Q1 How long have you lived in Reiles Acres?

Answered: 120 Skipped: 1

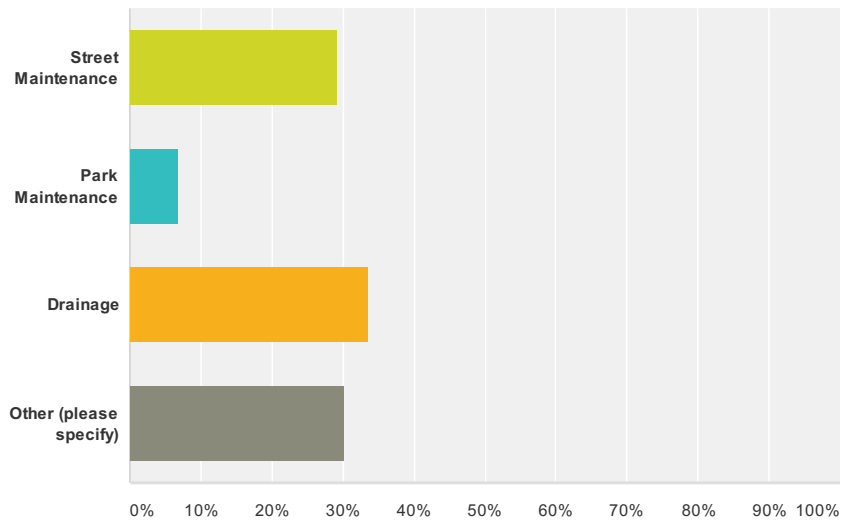


Answer Choices	Responses	
0-2 years	9.17%	11
2-5 years	23.33%	28
5-10 years	30.00%	36
More than 10 years	37.50%	45
Total		120

City Survey 2014

Q2 Which area of Reiles Acres would you like to see improved?

Answered: 116 Skipped: 5

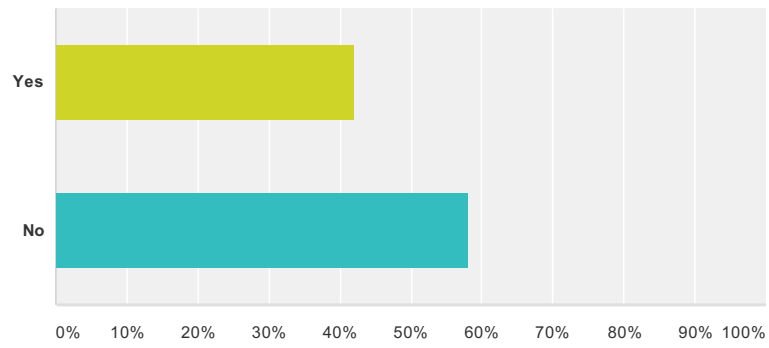


Answer Choices	Responses	
Street Maintenance	29.31%	34
Park Maintenance	6.90%	8
Drainage	33.62%	39
Other (please specify)	30.17%	35
Total		116

City Survey 2014

Q3 Does your property have drainage issues other than spring melt?

Answered: 117 Skipped: 4

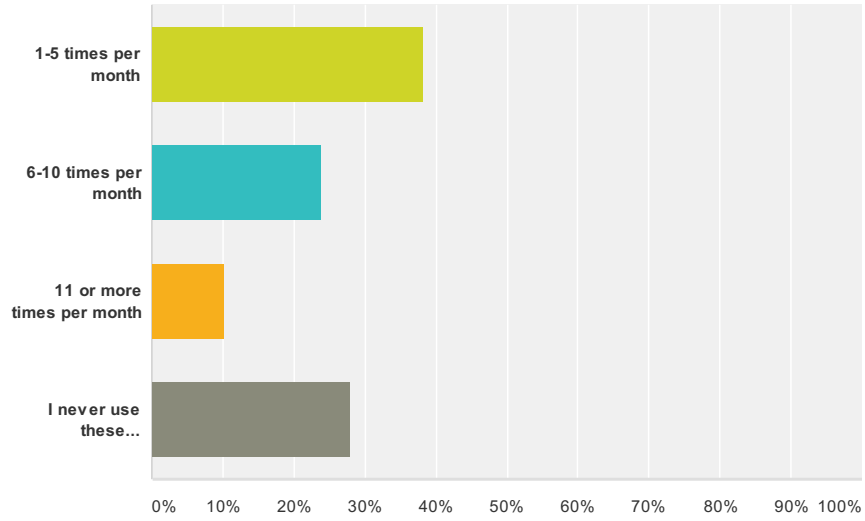


Answer Choices	Responses	
Yes	41.88%	49
No	58.12%	68
Total		117

City Survey 2014

Q4 How often do you utilize the city parks?

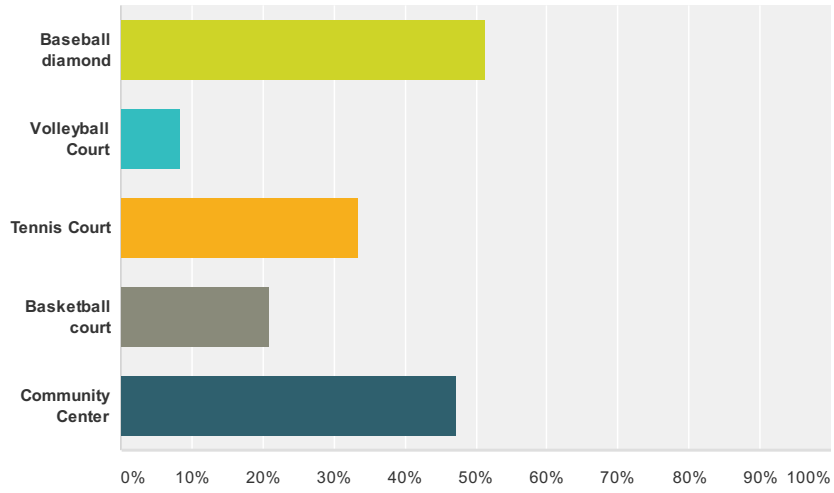
Answered: 118 Skipped: 3



Answer Choices	Responses	
1-5 times per month	38.14%	45
6-10 times per month	23.73%	28
11 or more times per month	10.17%	12
I never use these facilities	27.97%	33
Total		118

Q5 What recreational areas have you used or do you use regularly?

Answered: 72 Skipped: 49

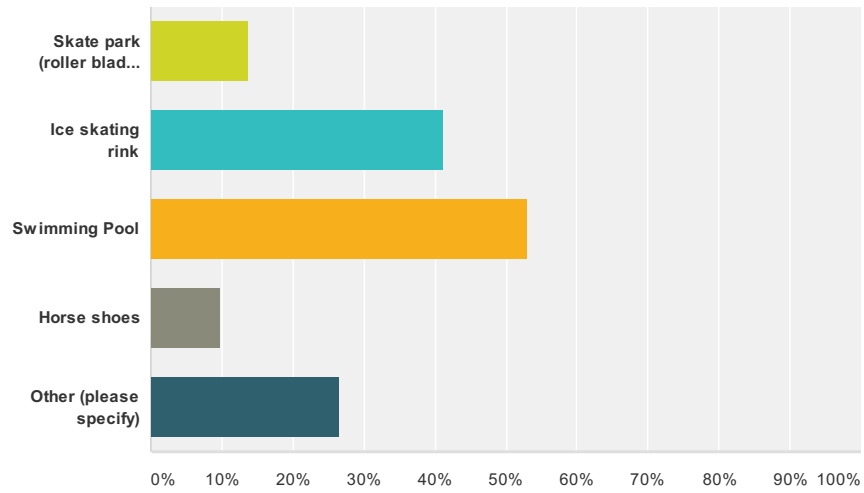


Answer Choices	Responses
Baseball diamond	51.39% 37
Volleyball Court	8.33% 6
Tennis Court	33.33% 24
Basketball court	20.83% 15
Community Center	47.22% 34
Total Respondents: 72	

City Survey 2014

Q6 What outdoor recreational activity area would you like to see added to the city parks and/or the new addition?

Answered: 102 Skipped: 19

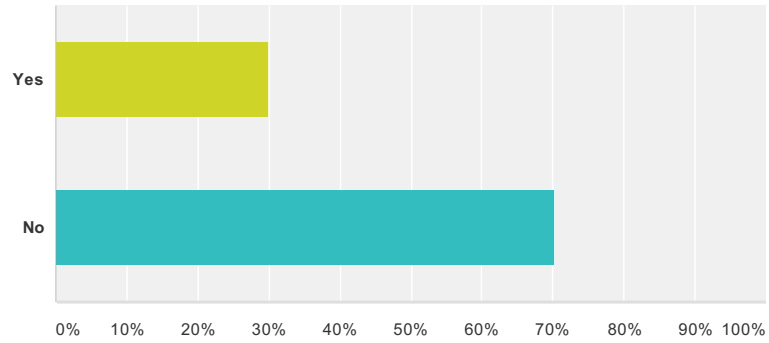


Answer Choices	Responses
Skate park (roller blades, skate board)	13.73% 14
Ice skating rink	41.18% 42
Swimming Pool	52.94% 54
Horse shoes	9.80% 10
Other (please specify)	26.47% 27
Total Respondents: 102	

City Survey 2014

Q7 Would you like to see a larger indoor facility built for seasonal activities i.e. basketball, boy scouts, girl scouts, rummage sales, etc...?

Answered: 117 Skipped: 4

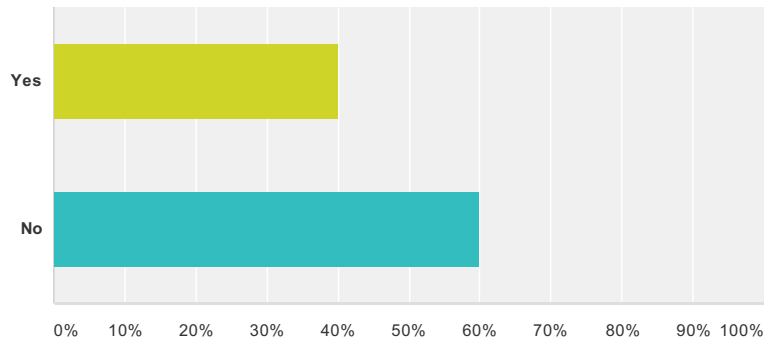


Answer Choices	Responses	
Yes	29.91%	35
No	70.09%	82
Total		117

City Survey 2014

Q8 Would you like the city to hire a full time employee to take care of roads, parks, and general city maintenance?

Answered: 115 Skipped: 6

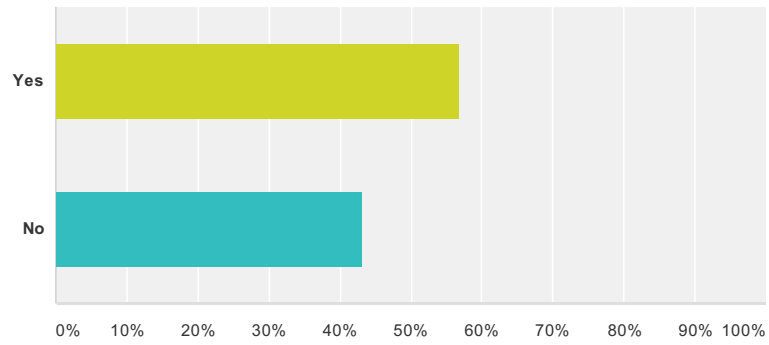


Answer Choices	Responses
Yes	40.00% 46
No	60.00% 69
Total	115

City Survey 2014

Q9 Do you feel there is adequate space on the city streets for you and your family to walk, run, or bike safely?

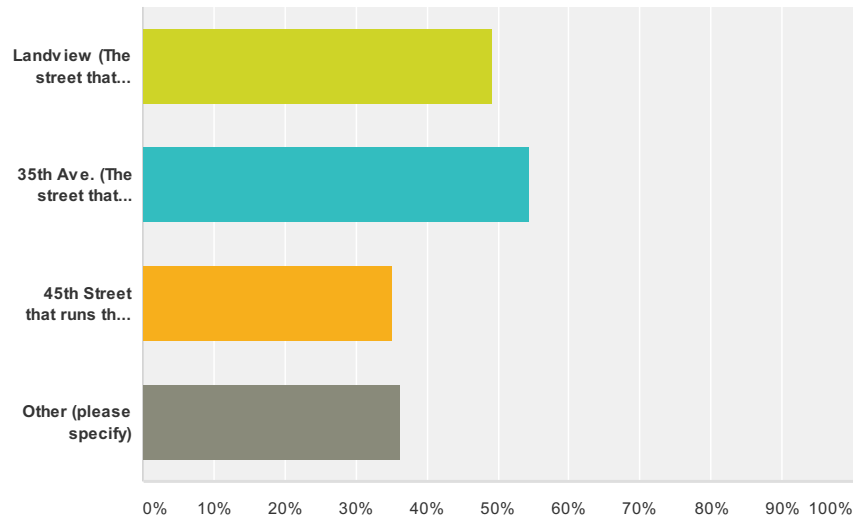
Answered: 118 Skipped: 3



Answer Choices	Responses	
Yes	56.78%	67
No	43.22%	51
Total		118

Q10 If you do not feel safe walking on streets, which streets do you not feel safe walking on?

Answered: 77 Skipped: 44

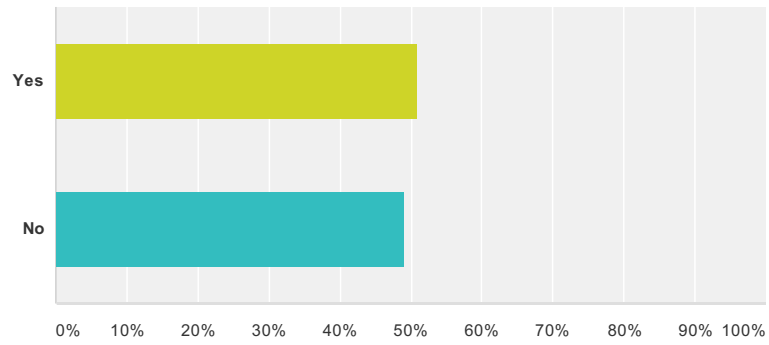


Answer Choices	Responses	
Landview (The street that goes from 32nd Ave. to County Road 20 and is partially gravel)	49.35%	38
35th Ave. (The street that goes by the Community Center)	54.55%	42
45th Street that runs the length of the city not to include the gravel portion.	35.06%	27
Other (please specify)	36.36%	28
Total Respondents: 77		

City Survey 2014

Q11 Would you like to see sidewalks or a walking/biking path included into the new addition?

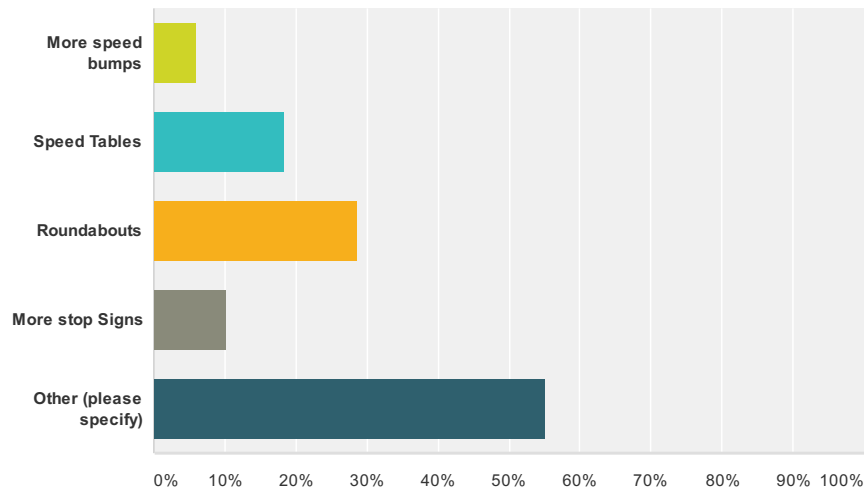
Answered: 116 Skipped: 5



Answer Choices	Responses	
Yes	50.86%	59
No	49.14%	57
Total		116

Q12 What traffic calming measures would you like to see the city invest in?

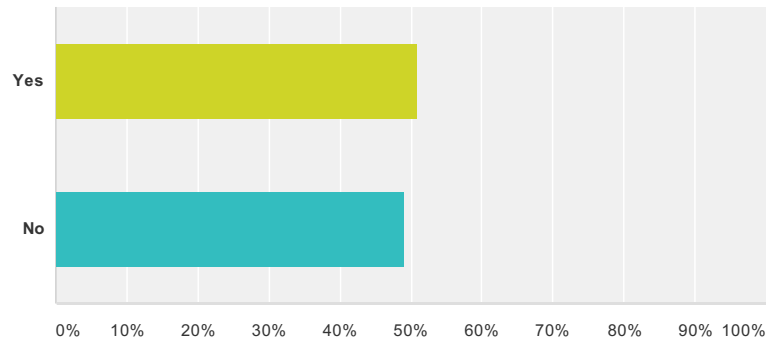
Answered: 98 Skipped: 23



Answer Choices	Responses	Count
More speed bumps	6.12%	6
Speed Tables	18.37%	18
Roundabouts	28.57%	28
More stop Signs	10.20%	10
Other (please specify)	55.10%	54
Total Respondents: 98		

Q13 Would you be opposed to potential special assessments to fund any of the previously mentioned improvements?

Answered: 116 Skipped: 5



Answer Choices	Responses	
Yes	50.86%	59
No	49.14%	57
Total		116

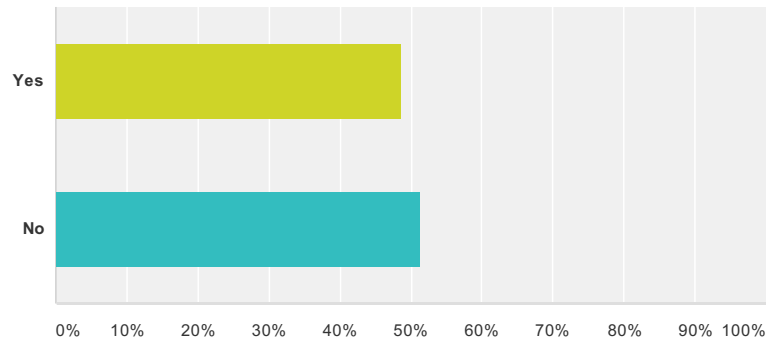
Q14 How can we improve our snow removal processes? (explain)

Answered: 72 Skipped: 49

City Survey 2014

Q15 Would you like to have recycling pick up added for a \$3.00 per month service fee?

Answered: 117 Skipped: 4

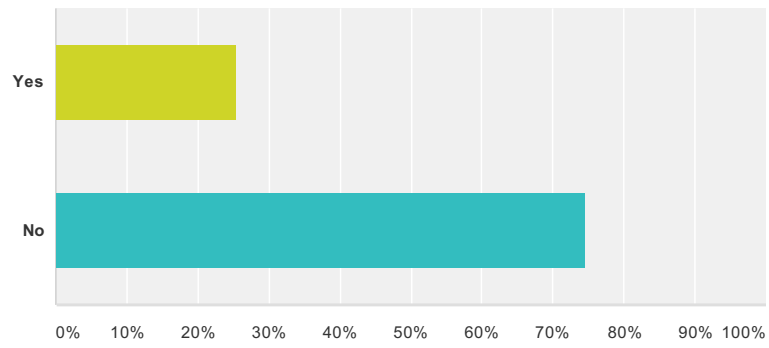


Answer Choices	Responses	
Yes	48.72%	57
No	51.28%	60
Total		117

City Survey 2014

Q16 Would you like to see standardized trash receptacles for everyone?

Answered: 118 Skipped: 3

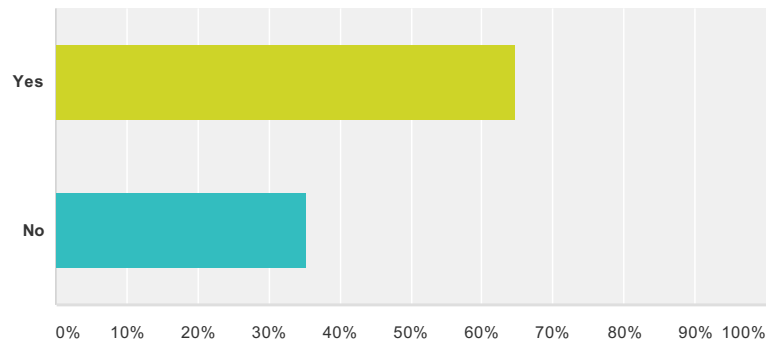


Answer Choices	Responses	
Yes	25.42%	30
No	74.58%	88
Total		118

City Survey 2014

Q17 Should we have a permanent dumpster for yard waste?

Answered: 116 Skipped: 5

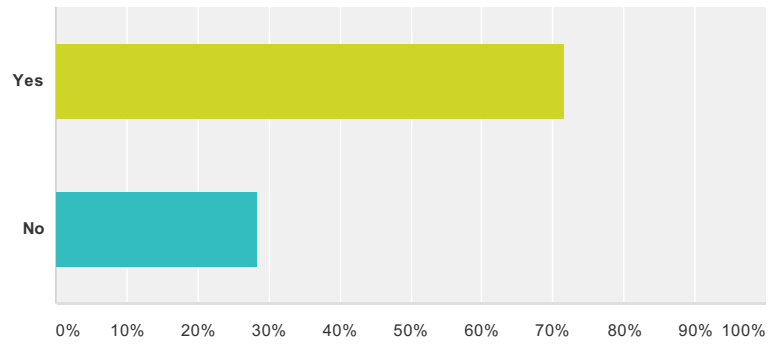


Answer Choices	Responses	
Yes	64.66%	75
No	35.34%	41
Total		116

City Survey 2014

Q18 Would you like the city to adopt auto pay and credit card services for the city bills?

Answered: 120 Skipped: 1

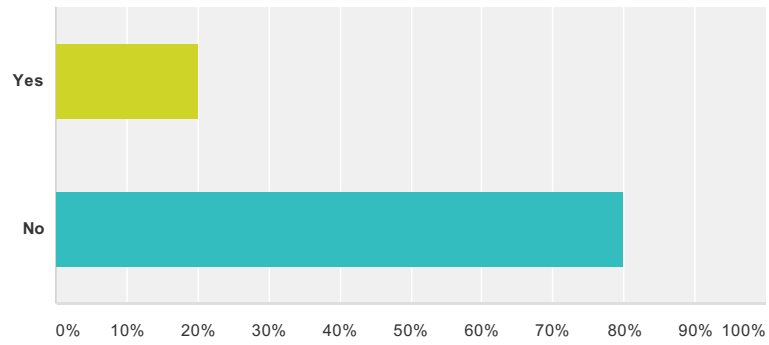


Answer Choices	Responses	
Yes	71.67%	86
No	28.33%	34
Total		120

City Survey 2014

Q19 Would you be willing to pay a fee for auto pay and credit card services for your city bill?

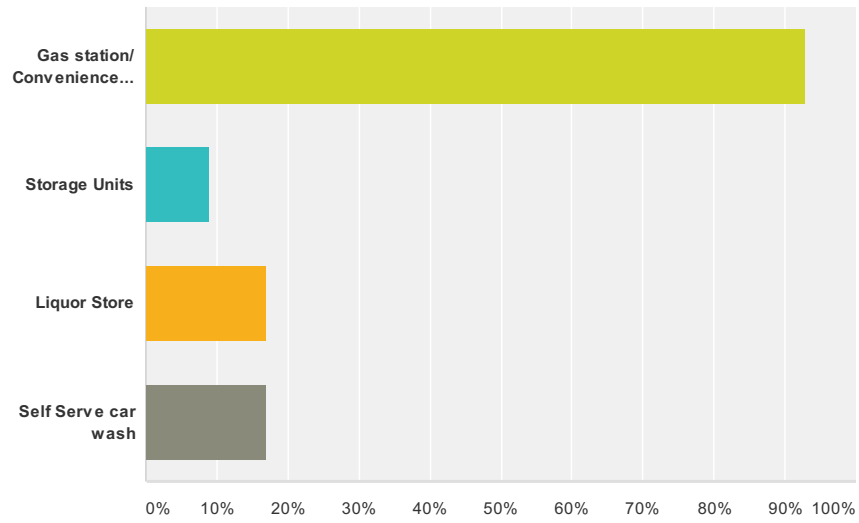
Answered: 120 Skipped: 1



Answer Choices	Responses
Yes	20.00% 24
No	80.00% 96
Total	120

Q20 What type of business would you like to see on the corner of 45th Street and County Rd. 20?

Answered: 100 Skipped: 21

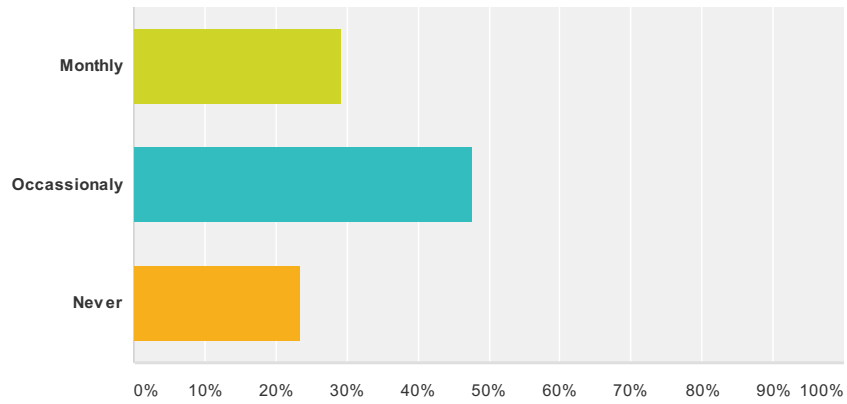


Answer Choices	Responses
Gas station/ Convenience Store	93.00% 93
Storage Units	9.00% 9
Liquor Store	17.00% 17
Self Serve car wash	17.00% 17
Total Respondents: 100	

City Survey 2014

Q21 How often do you read the monthly Planning & Zoning and City Council meeting minutes on the City's website?

Answered: 120 Skipped: 1



Answer Choices	Responses	
Monthly	29.17%	35
Occasional	47.50%	57
Never	23.33%	28
Total		120

City Survey 2014

Q22 How can we improve our City Website? (explain)

Answered: 40 Skipped: 81

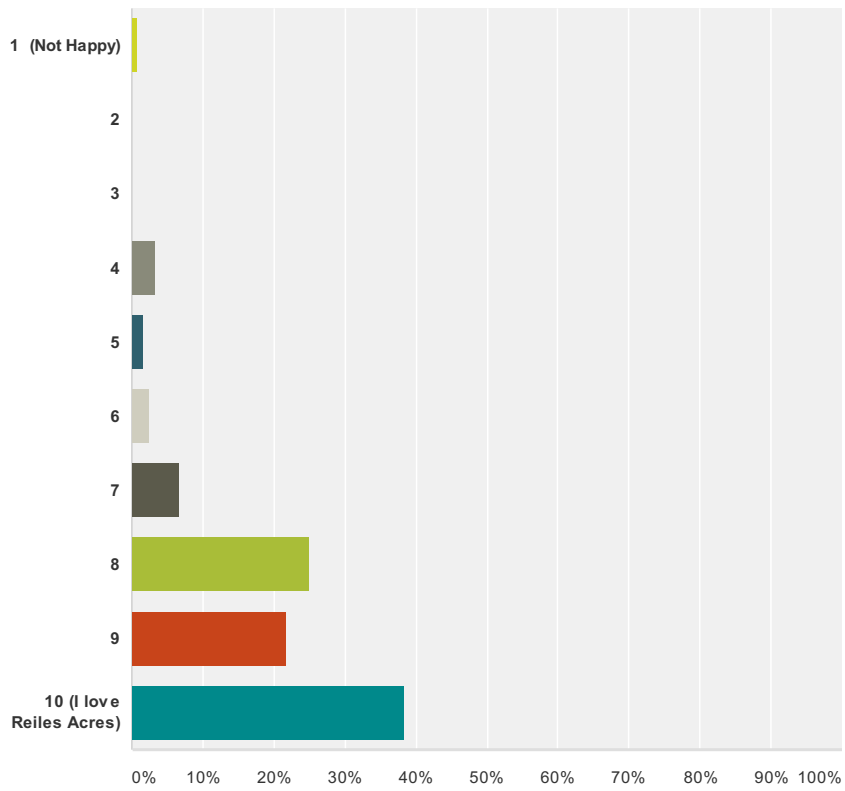
Q23 Please provide any additional comments below.

Answered: 70 Skipped: 51

City Survey 2014

Q24 On a scale from 1-10 (10 being high), how happy are you living in Reiles Acres?

Answered: 120 Skipped: 1



Answer Choices	Responses	
1 (Not Happy)	0.83%	1
2	0.00%	0
3	0.00%	0
4	3.33%	4
5	1.67%	2
6	2.50%	3
7	6.67%	8
8	25.00%	30
9	21.67%	26
10 (I love Reiles Acres)	38.33%	46
Total		120